



VNMKV Online Admission Process 2020-21


Instructions Pertaining to Generation of Images

Please follow the following instructions carefully while generating the images

- ✓ After scanning the document always save the image in “pdf” format.
- ✓ Image should be clearly legible. If the resolution is around 100 dpi and the size of image is around 500 kb it’s possible to generate an image which can be read. .
- ✓ The size of image should not exceed 500 kb.
- ✓ Please take care that while reducing size the image does not become illegible.
- ✓ Upload the image in the prescribed slot only.

The images that are clear and legible but, uploaded in the wrong slot or the images that are uploaded in the correct slot but, not readable will not be considered during the scrutiny process. They will be treated as ‘Not Submitted’

Instructions for Scanning Documents

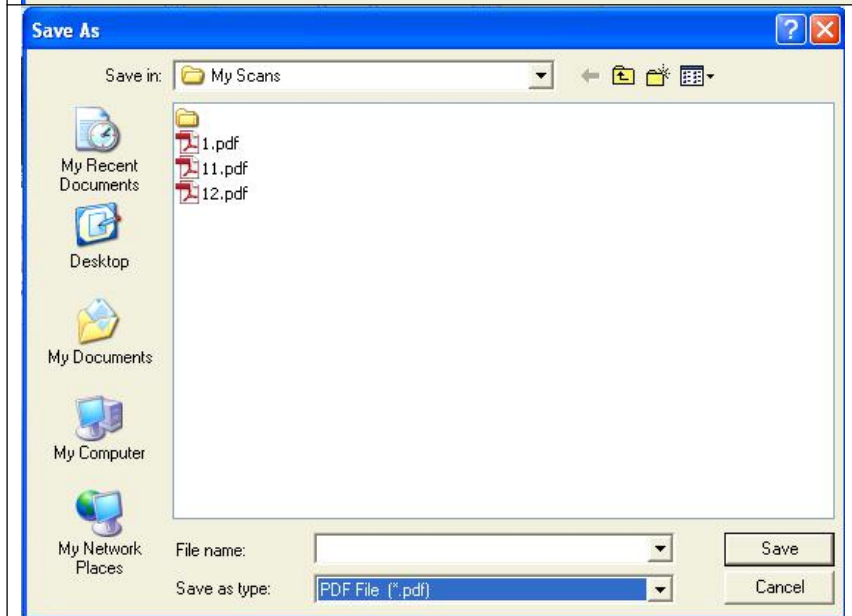
	<p>Keep the document on the scanner. Select the scanner option and start scanning. Scanner dialogue window opens. Select the option “Save to a file” and click on the “Scan” button.</p>
---	--



VNMKV Online Admission Process 2020-21



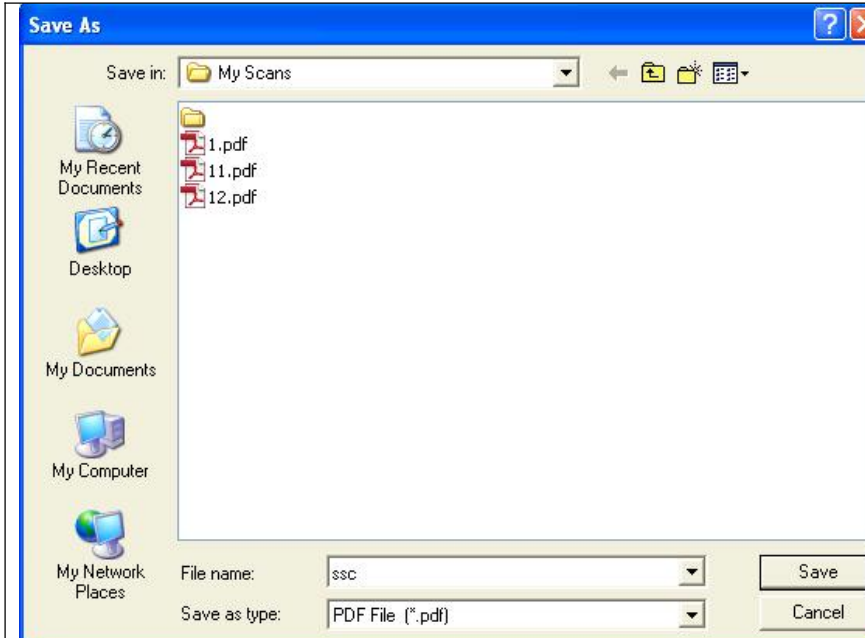
When you click on 'Scan' button 'Save As' dialogue window opens.



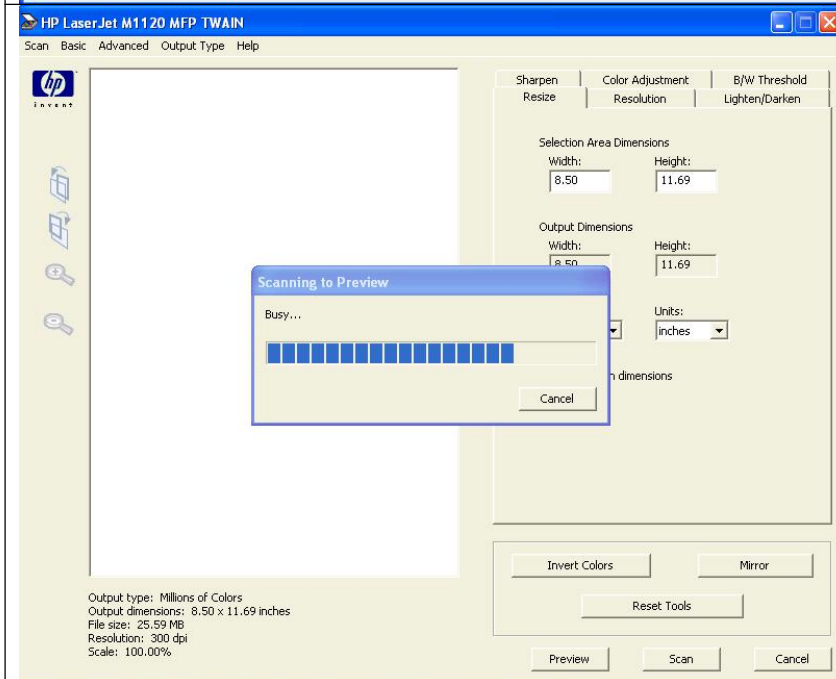
Click on "Save as type" drop down to select PDF File [.pdf.].



VNMKV Online Admission Process 2020-21



After selecting the file type name the file and click on 'Save' button.



After clicking on 'Save' the scanner will start process and once the scanning is complete the image of document will be visible.



VNMKV Online Admission Process 2020-21

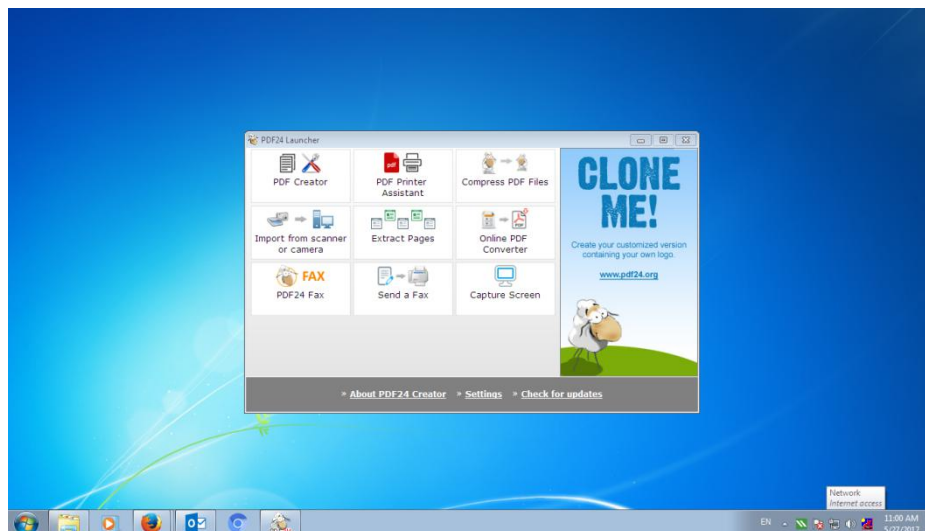
Output type: Millions of Colors
Output dimensions: 8.50 x 11.69 inches
File size: 2.84 MB
Resolution: 100 dpi
Scale: 100.00%

Set resolution at 100 dpi after checking the scanned image. Then, click on 'Scan' button and 'Save' the document.

The Steps for Changing Image Size

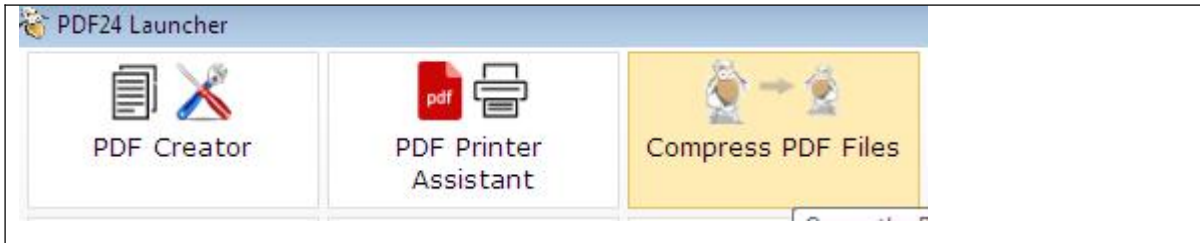
Install **PDF24** from the link <https://en.pdf24.org>

Start PDF24 after installation.

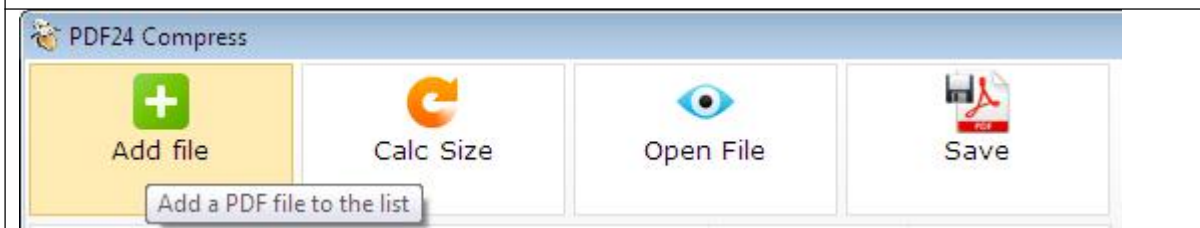




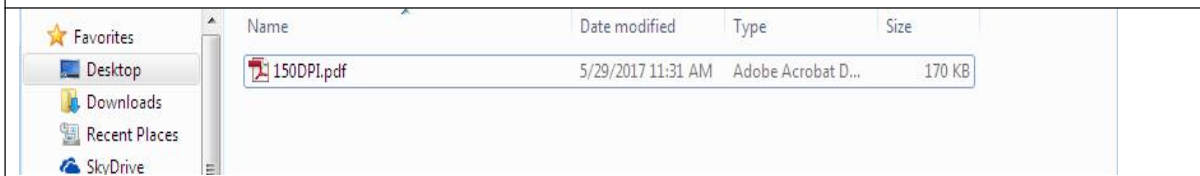
VNMKV Online Admission Process 2020-21



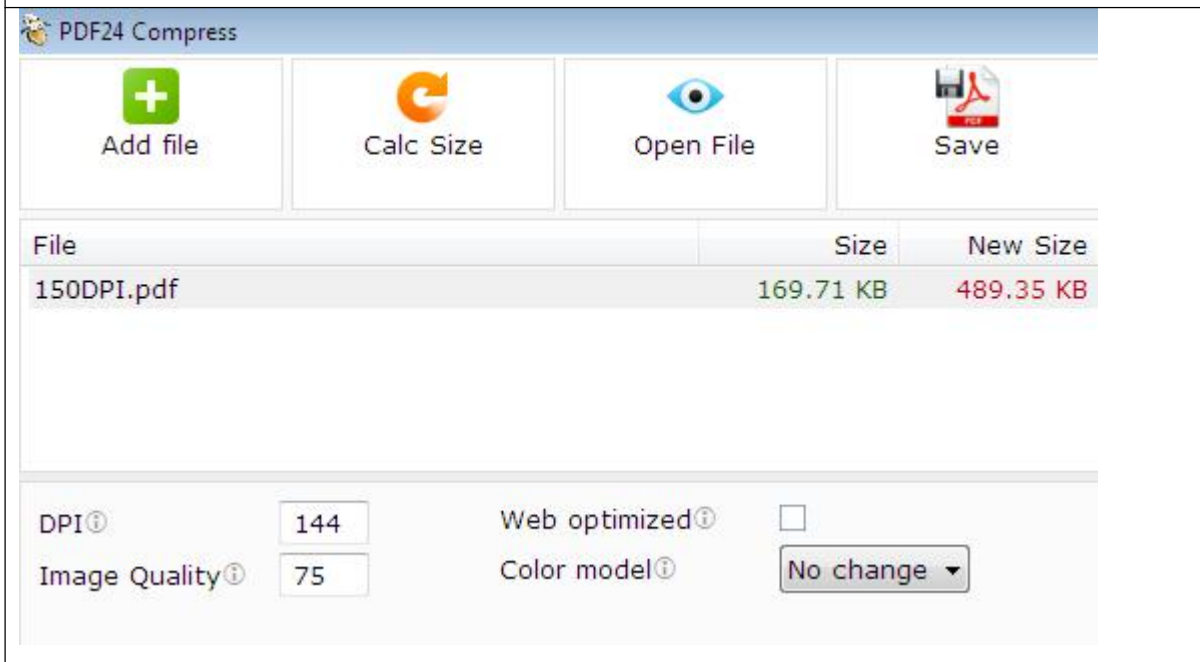
Click on Compress PDF File



Click on Add file



Select and open the document to be compressed

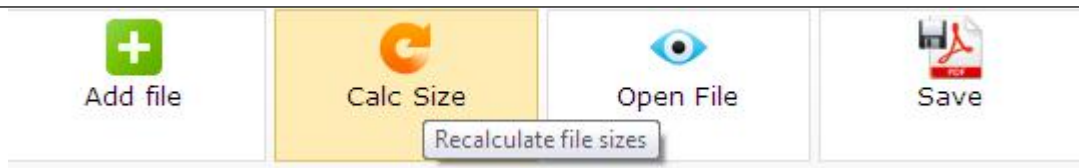




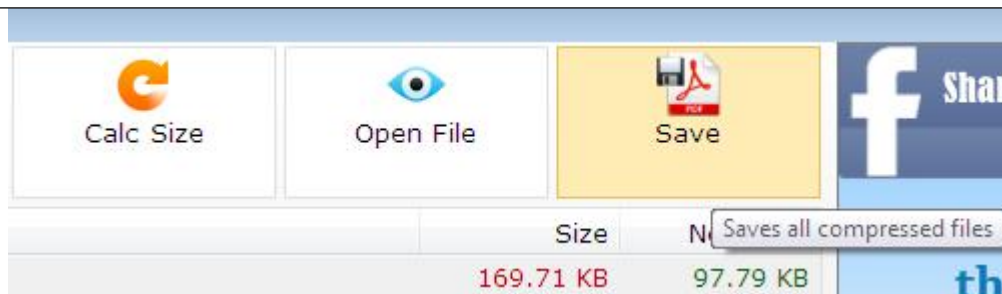
VNMKV Online Admission Process 2020-21



The size of image should be smaller than 500kb and it should be legible. Change resolution (DPI) and image quality to get desired image.



After changing DPI and image quality click on calc size to check image size.



After checking the size and ensuring that it is as per requirement click on 'Save' button.